



Easter Bunny Cross Stitch Pattern
Pattern Created by Crafty Guild

Pattern Created by Crafty Guild

Email: rhea@craftyguild.com

Web Site: www.craftyguild.com

Stitch Counts: 60 x 50







Colors Used: 6

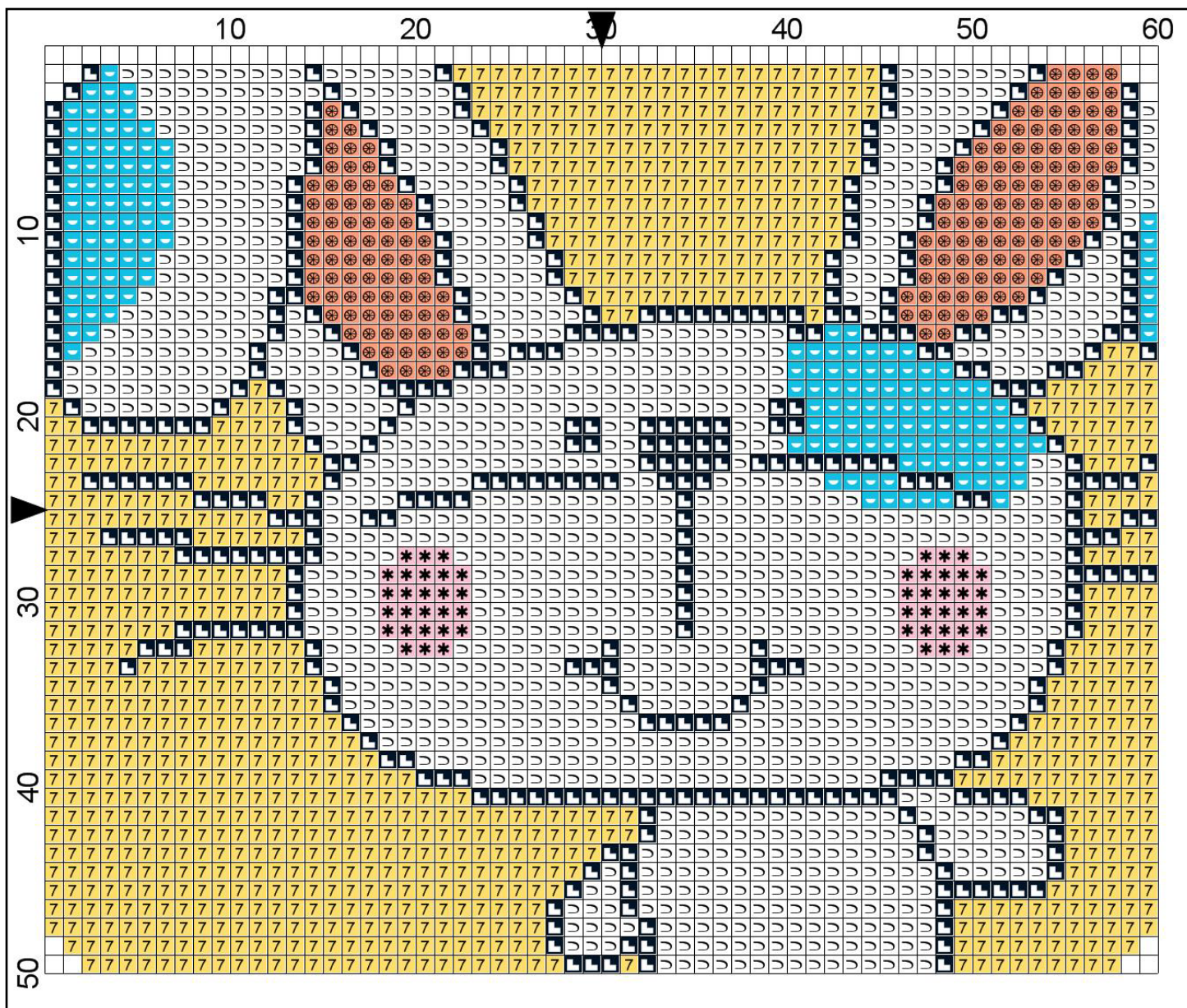
Size(s): 14 Count, 4.29 inches wide x 3.57 inches high

16 Count, 3.75 inches wide x 3.13 inches high

18 Count, 3.33 inches wide x 2.78 inches high

Color Pallete Estimated Floss Usage

Symbol	Floss ID	Description	Stitches	Back Stitches	Skeins
	DMC 743	yellow - md	963	0	0.4
	DMC 3341	apricot	182	0	0.1
	DMC 3689	mauve - lt	52	0	0.1
	DMC 996	electric blue - md	163	0	0.1
	DMC 5200	snow white	1156	0	0.5
	DMC 939	navy blue - vy dk	412	0	0.2



DMC 743



DMC 3341



DMC 3689



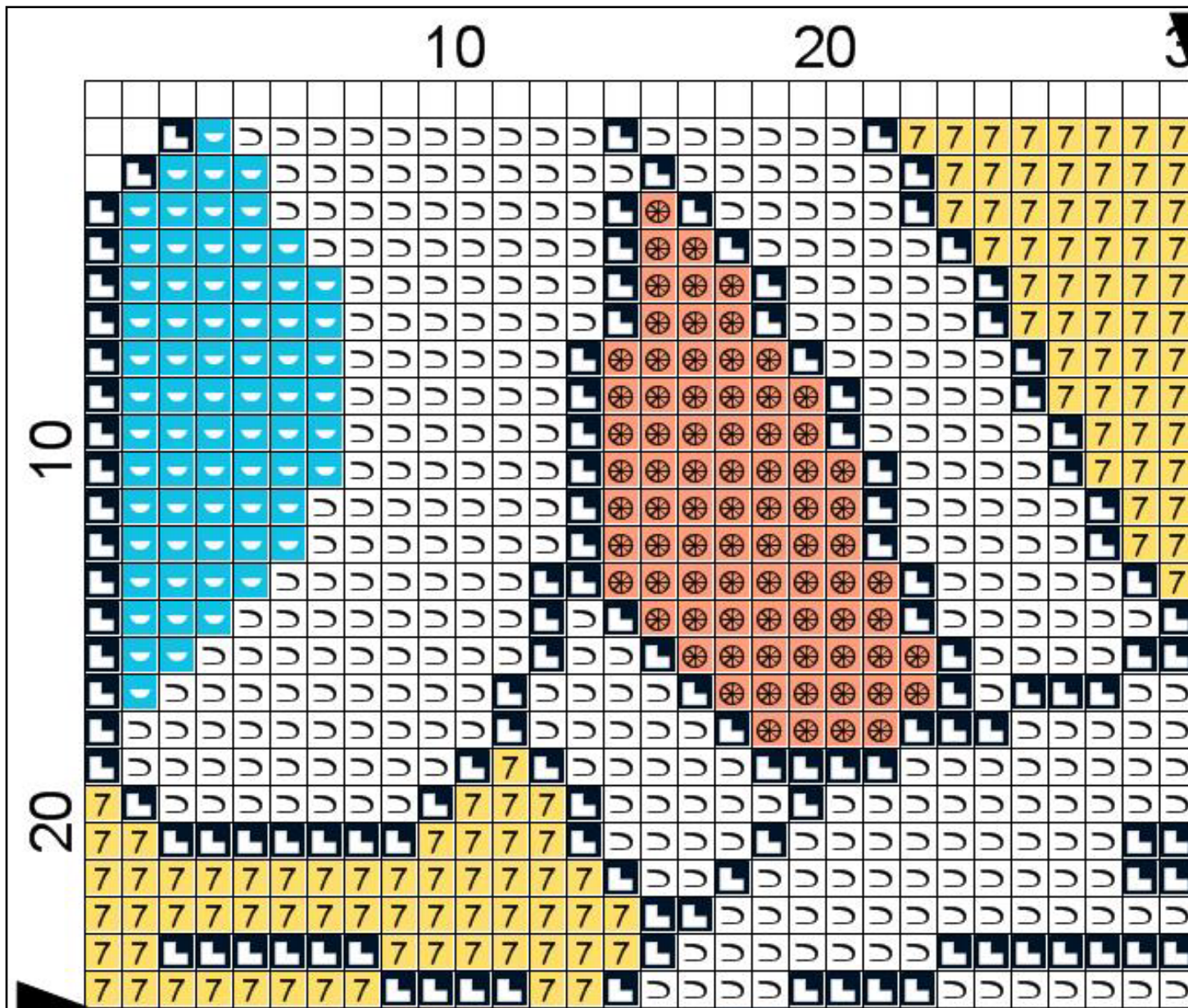
DMC 996



DMC 5200




DMC 939



[illegible]

[illegible]



Notes:

Begin at the center of the pattern by following the arrows at the top and on the left to find the center.

Use two strands for full stitches and one strand for back stitches.

This pattern is for your own personal use only.

This pattern cannot be subject for resale. You cannot claim the pattern as your own or alter it in any way.

You can only sell one finished project based on this pattern. Please credit me as the designer and put a link back to my site.

Feel free to share your finished projects on my facebook page. I would really love to see how yours turned out.

<https://www.facebook.com/craftyguild>

Follow me

instagram: @craftyguild

twitter: @rheapapellero

google plus: <https://plus.google.com/+RheaPapellero>

facebook: <https://www.facebook.com/craftyguild>